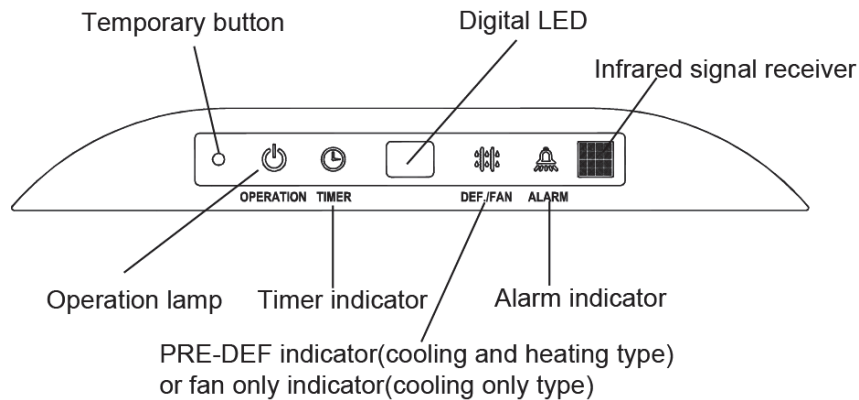


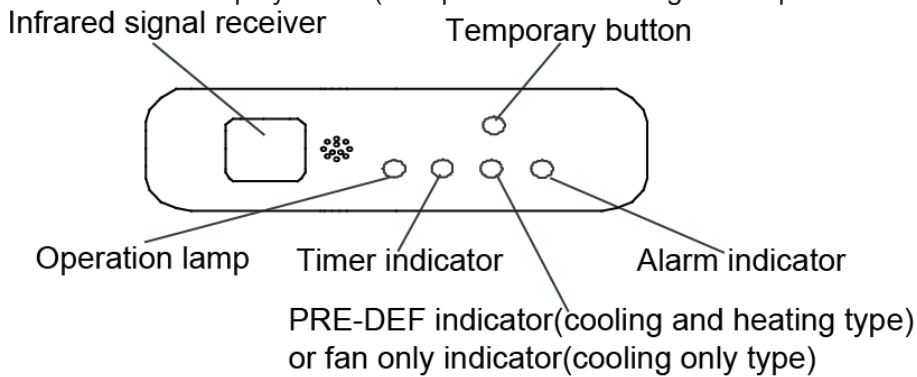
## 2. Troubleshooting

### 2.1 Display board

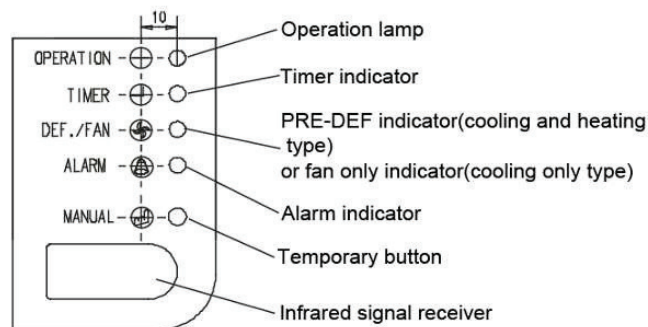
#### 2.1.1 Icon explanation on indoor display board (Big cassette).



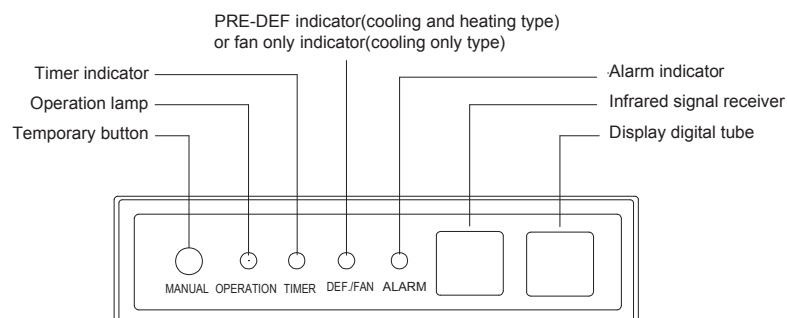
#### 2.1.2 Icon explanation on indoor display board (Compact cassette & High static pressure Duct).



#### 2.1.3 Icon explanation on indoor display board (Ceiling & Floor)



#### 2.1.4 Icon explanation on indoor display board (A5 Duct)



## 2.2. Self-diagnosis

### Indoor unit's LED indication

#### (1) For the Big Four-way cassette & the A5 Duct

During malfunction or protection, the indicators and digital LED displays as follow:

No	Operation	Timer	Def/Fan	Alarm	Digital LED Display	Malfunction or protection
1	X	☆	X	X	E2	Indoor temperature sensor is abnormal
2	☆	X	X	X	E3	Evaporator temperature sensor is abnormal
3	X	X	☆	X	E4	Condenser temperature sensor is abnormal
4	☆	☆	X	X	E7	EEPROM malfunction
5	X	X	X	☆	E8	Full-water malfunction

**Note:** "X" means off, "☆" means flashes at 5Hz

#### (2) For the other types indoor unit

No	Operation	Timer	Def/Fan	Alarm	Information	Remark
1	★	X	X	X	Normal standby	Nothing wrong with the unit when LED indicate these contents.
2	X	X	X	X	Normal off	
3	○	X	X	X	Normal running	
4	☆	X	○	X	Forced cooling	
5	X	☆	X	X	Indoor temperature sensor is abnormal	Recover automatically after errors are eliminated (For T3 malfunction of 5HP, can't recover automatically)
6	☆	X	X	X	Evaporator temperature sensor is abnormal	
7	X	X	☆	X	Condenser temperature sensor is abnormal	
8	☆	☆	X	X	EEPROM malfunction	
9	X	X	X	☆	Full-water malfunction	

**Note:** "○" means on, "X" means off, "☆" means flashes at 5Hz, "★" means flashes at 0.5Hz

## LEDs' for the indication of outdoor trouble

Type	Contents	LED1	LED2	LED3
Trouble	Phase sequence	Flash	Off	Off
Trouble	Lack of phase(A,B)	Flash	Off	Off
Trouble	Lack of phase(C)	Off	Off	Off
Trouble	Protection of Low pressure	Flash	Flash	Off
Trouble	Overload of current	Off	Off	Flash
Trouble	Communication malfunction	Flash	Off	Flash
Trouble	Open-circuit and short-circuit trouble of T3	Off	Flash	Flash
Trouble	Open-circuit and short-circuit trouble of T4	Off	Flash	Off
Trouble	High temperature protection of condenser	Flash	Flash	Flash

### Note:

1. If the LED1-LED3 are flashing slowly, means the system is stand-by.
2. T3: Outdoor condenser temperature sensor
3. T4: Outdoor ambient temperature sensor